

REVISIONS			
REV	CHANGE NO.	DATE	APPROVED
-	INIT RLSE	----	

TITANIUM COMPATIBLE LASER WELDABLE 50 OHM FEEDTHROUGH MALE JACK ADAPTABLE (THREADED), .020 DIAMETER CONTACT

- CONFIGURATION FOR INTERFACING MALE-MALE JACK ADAPTER (THREADED BARREL)
- DESIGNED TO LASER WELD INTO AN ELECTRONIC CHASSIS WALL
- INDUSTRY STANDARD NICKEL-IRON-COBALT ALLOY CONTACT WITH CORNING 7070 EQUIVALENT GLASS
- INTEGRAL RF GROUNDING TAB FOR EXCELLENT PERFORMANCE OVER TEMPERATURE

1. LEAK RATE: LESS THAN OR EQUAL TO 1X10E-9 CC/SEC He AT ONE ATMOSPHERE DIFFERENTIAL PRESSURE.
2. NOMINAL IMPEDANCE: 50 OHMS
3. INTERFACE FOR MALE-MALE JACK ADAPTER (THREADED BARREL).

4. MATERIALS:
 CONTACT: NICKEL-IRON-COBALT ALLOY IN ACCORDANCE WITH ASTM F15.
 DIELECTRIC: CORNING 7070 EQUIVALENT GLASS (MATCHED SEAL).
 SHELL: TITANIUM GRADE 2 (UNALLOYED) IN ACCORDANCE WITH ASTM B265.
 RF GROUNDING SPRING: STAINLESS STEEL ALLOY 300-SERIES.


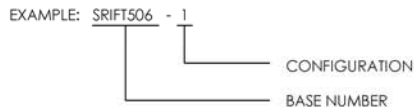
5. FINISH:
 CONTACTS: NICKEL PLATE PER QQ-N-290, CLASS 2, _____ / _____ THICK.
 GOLD PLATE PER ASTM B488, TYPE __, CODE __, _____ / _____ THICK.

SHELL: PASSIVATED.

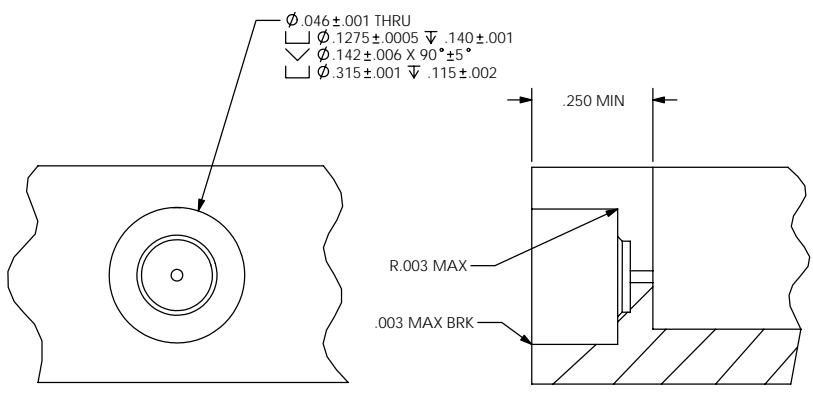
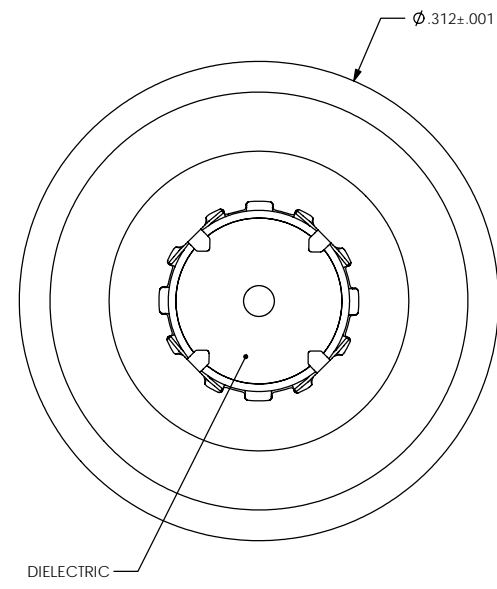
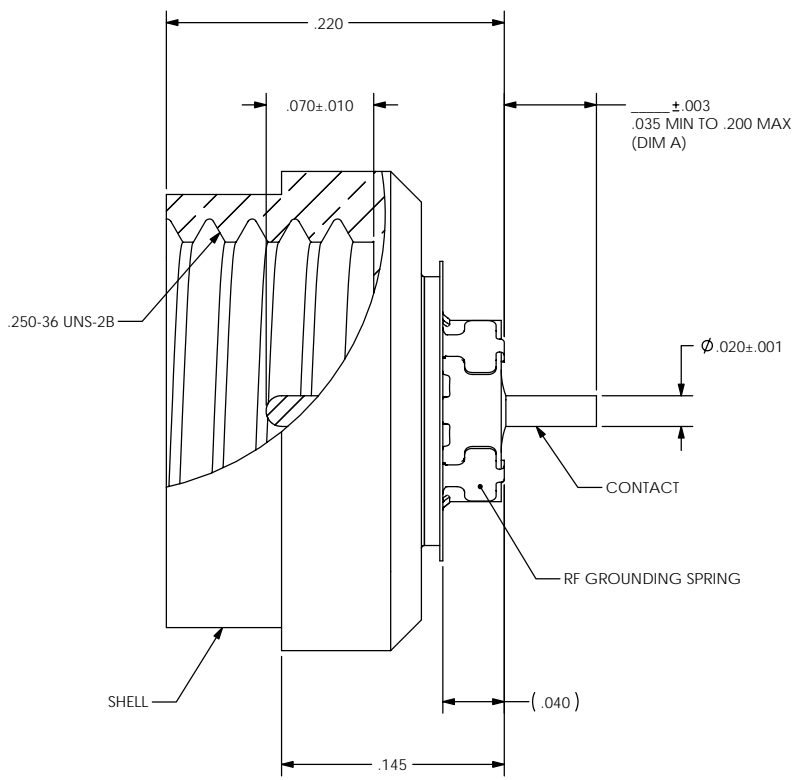
OTHER FINISH REQUIREMENTS: _____

6. SPECIAL TEST REQUIREMENTS: _____



7. ORDERING INSTRUCTIONS:
 SPECIFY BASE NUMBER FOLLOWED BY DASH NUMBERS INDICATING CONFIGURATION (SEE SHEET 2+):



UNLESS OTHERWISE SPECIFIED		(321) 254-4067 WWW.SRIHERMETICS.COM	
DIMENSIONING IAW ASME Y14.5M-1994 DIMENSIONS APPLY AFTER PROCESSES DIMENSIONS IAW US CUSTOMARY UNITS .X ± .1, .XX ± .01, .XXX ± .005, ∠ ± .5° .010 MAX OUTSIDE R, .005 MAX INSIDE R 125 RMS SURFACE FINISH		TITLE FEEDTHROUGH, MALE JACK ADAPTABLE (.020 PIN)	
THIRD ANGLE PROJECTION		SIZE A	DOCUMENT SRIFT506
		SCALE 8:1	REV -
		CAGE CODE 3PJY7	SHEET 1 OF 3





HOLE DETAIL

UNLESS OTHERWISE SPECIFIED		 (321) 254-4067 WWW.SRIHERMETICS.COM	
DIMENSIONING IAW ASME Y14.5M-1994 DIMENSIONS APPLY AFTER PROCESSES DIMENSIONS IAW US CUSTOMARY UNITS .X±.1, .XX±.01, .XXX±.005, ∠±5° .010 MAX OUTSIDE R, .005 MAX INSIDE R 125 RMS SURFACE FINISH		TITLE FEEDTHROUGH, MALE JACK ADAPTABLE (.020 PIN)	
THIRD ANGLE PROJECTION		SIZE A	DOCUMENT SRIFT506
		SCALE 8:1	REV -
		CAGE CODE 3PJY7	SHEET 2 OF 3

PART NUMBER	A	PIN FINISH	SHELL FINISH	SPECIAL FINISH	SPECIAL TESTING
SRIFT506-1 1/	0.060	NICKEL PLATE PER QQ-N-290, CL2 .000100/.000250 THICK GOLD PLATE PER ASTM B488, TYPE 3, CODE A, .000050/.000150 THICK	PASSIVATED	-	-

1/ DENOTES STANDARD CONFIGURATION

UNLESS OTHERWISE SPECIFIED DIMENSIONING IAW ASME Y14.5M-1994 DIMENSIONS APPLY AFTER PROCESSES DIMENSIONS IAW US CUSTOMARY UNITS .X±.1, .XX±.01, .XXX±.005, $\angle \pm 5^\circ$.010 MAX OUTSIDE R, .005 MAX INSIDE R 125 RMS SURFACE FINISH		 (321) 254-4067 WWW.SRIHERMETICS.COM	
THIRD ANGLE PROJECTION		TITLE FEEDTHROUGH, MALE JACK ADAPTABLE (.020 PIN)	
	SIZE A	DOCUMENT SRIFT506	REV -
SCALE 8:1	CAGE CODE 3PJY7	SHEET 3 OF 3	