


TITANIUM COMPATIBLE LASER WELDABLE 50 OHM FEEDTHROUGH FLANGE MOUNT ADAPTABLE, .012/.015/.020 DIAMETER CENTER CONTACT

REVISIONS			
REV	DCN	REVISION DATE	RELEASE APPROVAL
-	INIT RLSE	8/18/2014	

- CONFIGURATION FOR INTERFACING TO FLANGE ADAPTERS
- DESIGNED TO LASER WELD INTO AN ELECTRONIC CHASSIS
- INDUSTRY STANDARD NICKEL-IRON-COBALT ALLOY CONTACT WITH CORNING 7070 EQUIVALENT GLASS
- INTEGRAL RF GROUNDING TAB FOR EXCELLENT PERFORMANCE OVER TEMPERATURE

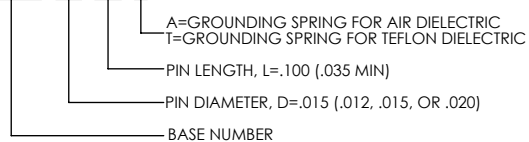


VIEWS FOR REFERENCE ONLY
SCALE 2:1

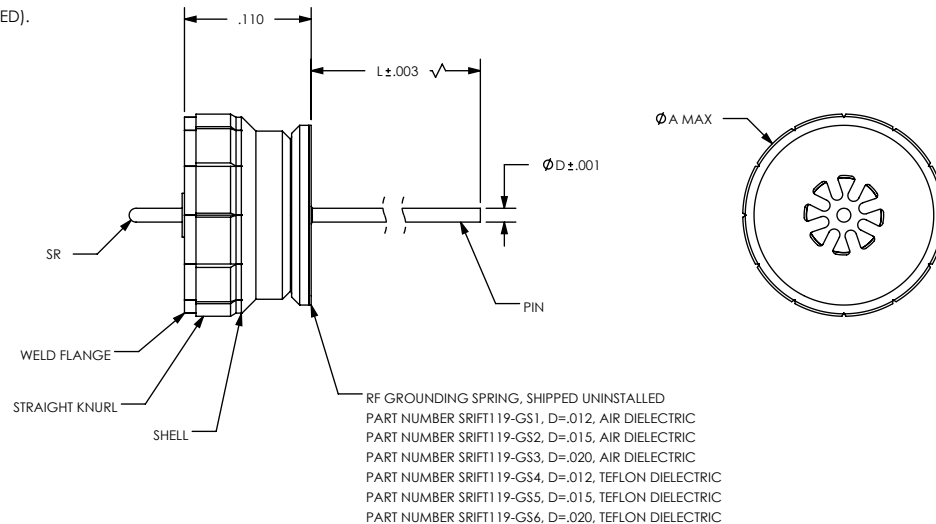
1. LEAK RATE: LESS THAN OR EQUAL TO 1×10^{-9} CC/SEC He AT ONE ATMOSPHERE DIFFERENTIAL PRESSURE.
2. NOMINAL IMPEDANCE: 50 OHMS
3. MATERIALS:
PIN: NICKEL-IRON-COBALT ALLOY IN ACCORDANCE WITH ASTM F15.
DIELECTRIC: CORNING 7070 EQUIVALENT GLASS (LOW LOSS, MATCHED SEAL).
SHELL (WELD FLANGE): TITANIUM UNALLOYED GRADE 2 IN ACCORDANCE WITH ASTM B265.
RF GROUNDING SPRING: BERYLLIUM-COPPER ALLOY 172 OR 173 IN ACCORDANCE WITH ASTM B194 (NICKEL/GOLD PLATED).
INSULATOR: POLYTETRAFLUOROETHYLENE (PTFE).

4. FINISH:
EXCEPT WELD FLANGE: NICKEL PLATE PER QQ-N-290, CLASS 2, .000100/.000250 THICK
GOLD PLATE PER ASTM B488, TYPE III, CODE A, .000050/.000100 THICK.
5. ORDERING INSTRUCTIONS:
SPECIFY BASE NUMBER FOLLOWED BY DASH NUMBERS INDICATING PIN DIAMETER, D AND PIN LENGTH, L:

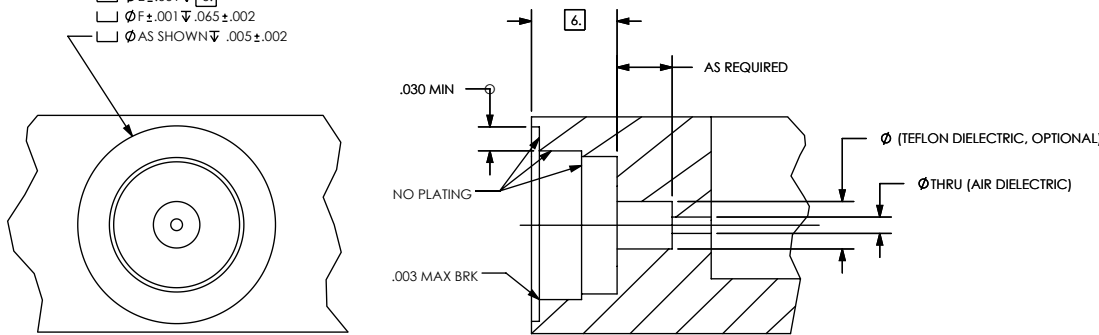
EXAMPLE: SRIFT119-015-100-A



6. HOLE DEPTH IS DEPENDENT ON MATING BOLT-ON FLANGE STYLE. CONTACT SRI HERMETICS ENGINEERING FOR DESIGN ASSISTANCE.



- $\phi B \pm .001$ THRU (AIR DIELECTRIC)
- $\phi C \pm .001$ AS REQUIRED (TEFLON DIELECTRIC)
- $\phi E \pm .001$ AS REQUIRED
- $\phi F \pm .001$ AS REQUIRED
- AS SHOWN $\phi .005 \pm .002$



RECOMMENDED HOLE DETAIL
NOT TO SCALE

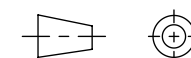
PART NUMBER	D	A	B	C	E	F	M
SRIFT119-012-XXX-A	0.012	0.177	0.028	0.039	0.159	0.173	0.048
SRIFT119-012-XXX-T	0.012	0.177	0.028	0.039	0.159	0.173	0.048
SRIFT119-015-XXX-A	0.015	0.193	0.035	0.049	0.178	0.189	0.060
SRIFT119-015-XXX-T	0.015	0.193	0.035	0.049	0.178	0.189	0.060
SRIFT119-020-XXX-A	0.020	0.220	0.046	0.065	0.203	0.216	0.060
SRIFT119-020-XXX-T	0.020	0.220	0.046	0.065	0.203	0.216	0.060

UNLESS OTHERWISE SPECIFIED
DIMENSIONING IAW ASME Y14.5M-1994
DIMENSIONS APPLY AFTER PROCESSES
DIMENSIONS IAW US CUSTOMARY UNITS
X ± .1, .XX ± .01, .XXX ± .005, $\angle \pm .5^\circ$
.010 MAX OUTSIDE R, .005 MAX INSIDE R
125 RMS SURFACE FINISH



(321) 254-4067
WWW.SRIHERMETICS.COM

THIRD ANGLE PROJECTION



TITLE		CONNECTOR, FMA, PRESS-IN, TC LBW	
SIZE	DOCUMENT	SRIFT119	REV
A			-
SCALE	CAGE CODE	3PJY7	SHEET
6:1			1 OF 1